

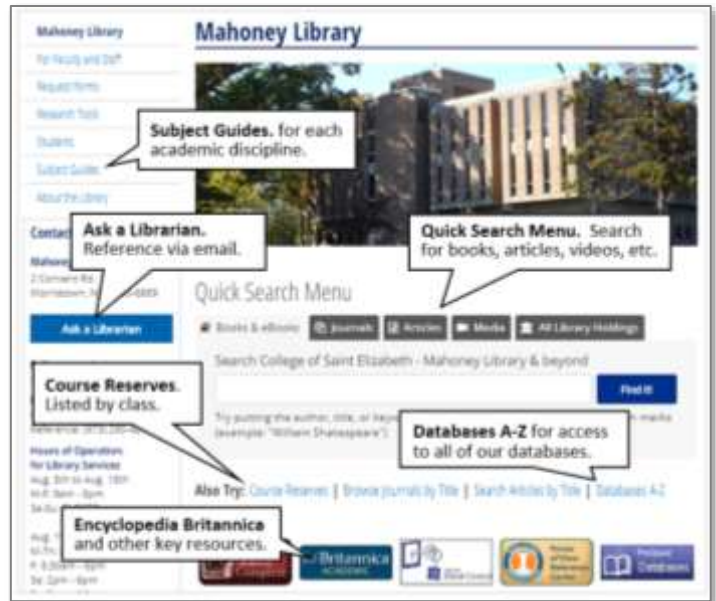
# Sociology: 2021 library research guide

## I. The library homepage.

- A. **Subject guides** for each academic discipline.
- B. **Quick Search menu:** for books, articles videos etc.
- C. **Course reserves.** Books made available for your class by your instructor.
- D. **Databases A-Z.** Full listing of all the databases available through the library.
- E. **Ask a Librarian** Reference services via email.
- F. **Encyclopedia Britannica** and other key resources available directly from the home page.

## II. Sociology subject guide:

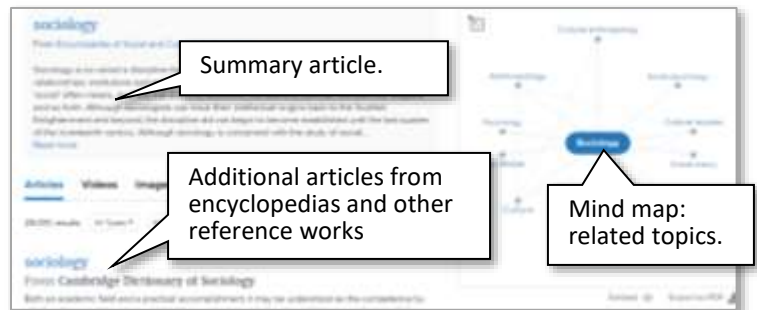
- A. Click the *Subject guides* on the library homepage.



- B. Select **Sociology** from the list of academic disciplines listed on the page.

1. Top left: Online Encyclopedias lists key reference sources like *Encyclopedia of Group Processes*.
2. Top Right: LibGuides: online reference; Citing sources, such as ASA guide, for creating citations for bibliographies.
3. Center: Key databases: such as *ProQuest Social Science Premium Collection*
4. Below left Streaming video from *Films on Demand*. Sociology videos.
5. Below right: Legal resources such as *Westlaw*.

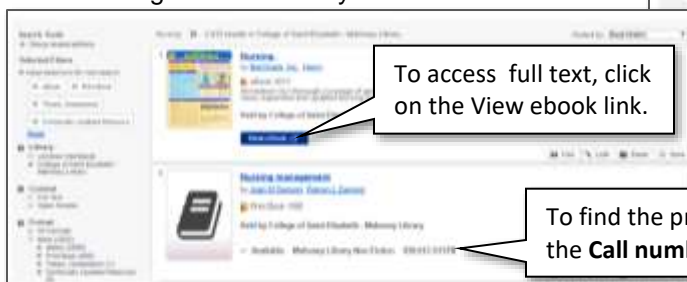
## III. Credo. Online Reference collection



## IV. The online catalog (search books, journals articles or videos)



- A. For books, the results page will list both print books and ebooks generated from your search.



- B. Either a link to the full text for ebooks, or a call number for print books will be provided.

## V. Databases for Sociology.

### A. ProQuest Social Science Premium Collection

Expansive resource covering all aspects of Sociology.

### B. Sociological Collection (Ebsco)

Covers a broad range of subjects relevant to sociology and its related disciplines.

### C. Sociological Abstracts

International literature of sociology, social work, and the behavioral sciences.

**Change databases:** Select one or more databases to search at one time.

**Advanced search:** Enter search terms.

Limit to Full Text, Peer Review or by date

Select fields to search.

## VI. The ProQuest searching platform

### A. The Search Screen (Left)

1. Enter search terms and choose a searching field (title, keyword etc.).
2. Limit results by to Full text or Peer review.
3. Choose date range to search.

### B. The Results Screen (Below)

1. Links to full text
2. Limit to full text or peer review.

### C. The Individual Record (Below)

Download or print record.

Full text of the article.

Limit Results to full text or peer review

Click title to access Full text.

Link to full text from other databases.

## VI. Searching for full text (from the library homepage)

Click **Search Articles by title** to find the record of a specific article.

A. To find full text for a specific article, click the Search Articles by Title link below the Quick Search Menu.

Enter the title of the publication.

Enter the article title.

B. On the next screen, enter the article title, and the title of the journal.

1. If full text is available, it should appear directly from this this search.